



BOSCH

Invented for life

LC2-PC30G6-4 Premium-sound Ceiling Loudspeaker 30W



- ▶ 4-inch coaxial two-way
- ▶ Waveguide coupled Ti tweeter
- ▶ Full bandwidth overload protection
- ▶ Front baffle wattage tap adjustment
- ▶ BS 5839-8 and EN 60849 compliant

The LC2-PC30G6-4 is a 4-inch two-way Premium-sound Ceiling Loudspeaker which provides; wide dispersion, high efficiency, high maximum output, ease-of-installation, and wide-range reproduction of music and voice.

It consists of a baffle assembly, grille, back-can enclosure, 4-inch coax two-way loudspeaker and internal output-power matching transformer. The loudspeaker features a waveguide coupled titanium coated dome tweeter.

The rear enclosure provides an optimum internal volume for extended low frequency performance.

The loudspeaker utilizes a second order crossover network at 3.3 kHz, with a comprehensive protection circuit to protect the network, woofer, and tweeter drivers from excessive power levels.

The loudspeaker can be installed optionally with the LC2-PC60G6-10 ceiling subwoofer to enhance the low frequency reproduction down to 45 Hz.

Functions

Voice alarm loudspeaker

Voice alarm loudspeakers are specifically designed for use in buildings where performance of systems for verbal evacuation announcements is governed by regulations. The LC2-PC30G6-4 is designed for use in voice alarm systems and is compliant with British Standard BS 5839-8 and EN 60849.

Protection

The loudspeaker has built-in protection to ensure that, in the event of a fire, damage to the loudspeaker does not result in failure of the circuit to which it is connected. In this way, system integrity is maintained; ensuring loudspeakers in other areas can still be used to inform people of the situation. It is standard fitted with a back-can enclosure to increase protection of the cable termination.

The loudspeaker has an emergency compliant ceramic screw-terminal block and thermal fuse.

Certifications and Approvals

All Bosch loudspeakers are designed to withstand operating at their rated power for 100 continuous hours in accordance with IEC 268-5 Power Handling Capacity (PHC) standards. Bosch has also developed the Simulated Acoustical Feedback Exposure (SAFE) test to demonstrate that they can withstand two times their rated power for short durations. This ensures improved reliability under extreme conditions, leading to higher customer satisfaction, longer operating life, and lessens the chance of failure or performance deterioration.

Region	Certification
Europe	CE
Safety	according to EN 60065
Emergency	according to BS 5839-8 / EN 60849

Installation/Configuration Notes

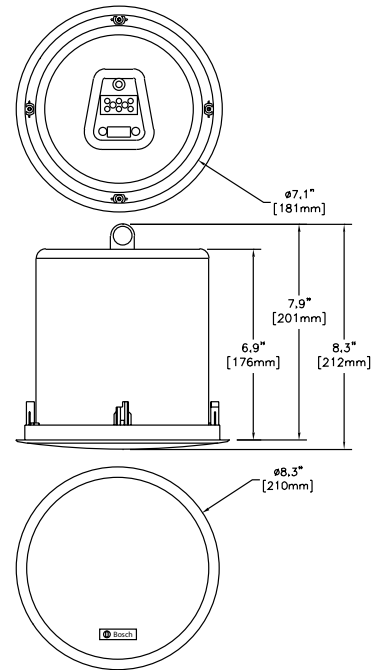
Mounting

The loudspeaker is secured in ceilings using three integral toggle anchors, and has been designed to work together in a wide range of different ceiling constructions. A tile bridge / C-ring is included for safe suspension in a drop ceiling that uses mineral wool, or other fiber-based ceiling tiles from 4 to 25 mm (0.16 to 1.0 in.) thick.

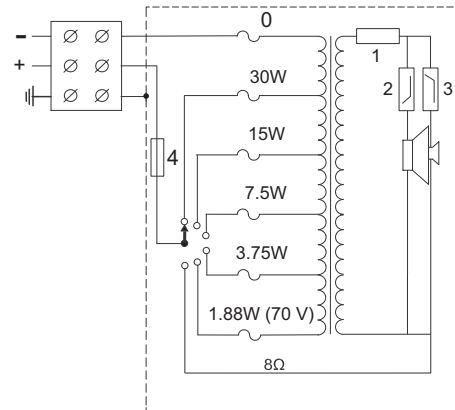
A circular template for marking a 183 mm (7.188 in.) diameter hole is included with the loudspeaker.

Power setting

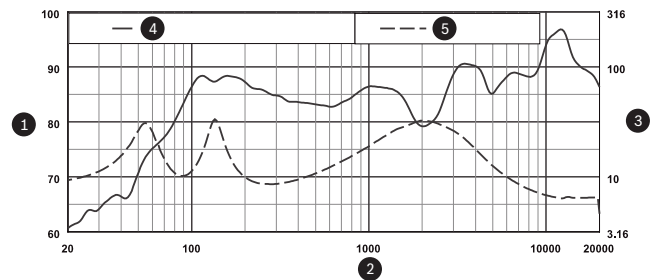
The unit has a three-way emergency compliant ceramic terminal block with screw connections (including earth) suitable for loop-through wiring. Four 100 V, and five 70 V, primary taps are provided on the matching transformer to allow selection of nominal full-power, half-power, quarter-power, eighth-power radiation (in 3 dB steps) and eight ohm. Selection is done via a convenient switch on the front baffle.



Dimensions in Inch / [mm]

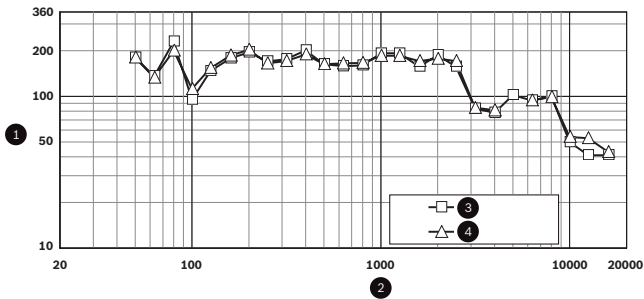


Circuit diagram (1: Passive Limiter, 2: Low Pass Filter, 3: High Pass Filter, 4: Thermal fuse)



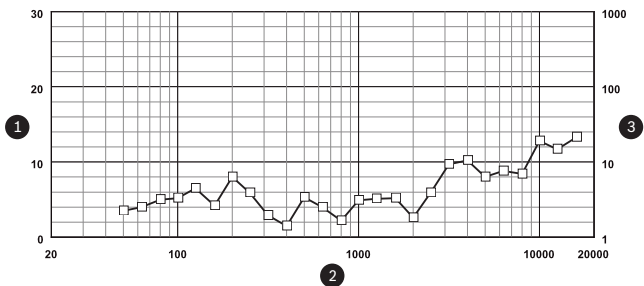
- 1 SPL, 1W/1m (dB)
- 2 Frequency (Hz)
- 3 Impedance (Ohms)
- 4 Frequency response, half space
- 5 Impedance

Frequency response



- 1 -6dB Beamwidth (degrees)
- 2 Frequency (Hz)
- 3 Horizontal
- 4 Vertical

Beam width



- 1 Directivity Index (DI), dB
- 2 Frequency (Hz)
- 3 Directivity Factor (Q)

Directivity

Parts Included

Quantity	Components
1	LC2-PC30G6-4 Premium-sound Ceiling Loudspeaker
1	183 mm (7.188 in.) circular cut-out template
1	Tile bridge / C-ring
1	Paint shield
1	Installation instruction

Technical Specifications

Electrical

Maximum power	50 W
Rated power	30 / 15 / 7.5 / 3.75 W (1.88 W only, 70 V).
Sound pressure level at 30 W / 1 W (1 kHz, 1 m)	101 / 86 dB (SPL)
Effective frequency range (-10 dB)	65 Hz to 20 kHz
Coverage (conical)	130°
Rated voltage	70 V or 100 V
Rated impedance	167 or 333 or 8 ohm
LF transducer	100 mm (4 in.) Polypropylene cone
HF transducer	19 mm (0.75 in.) Ti Mylar laminate
Connector	3-pole screw terminal block

Mechanical

Diameter	210 mm (8.3 in)
Maximum depth	176 mm (6.9 in)
Ceiling thickness	4 to 25 mm (0.16 to 1.00 in.)
Mounting cut-out	183 + 5 mm (7.188 + 0.20 in.)
Material	
Baffle	ABS (UL94V0)
Back-can	Zinc-plated steel
Grille	Powder coated steel
Weight	2.7 kg (6.0 lb)
Color	White (RAL 9010)

Environmental

Operating temperature	-25 °C to +55 °C (-13 °F to +131 °F)
Storage temperature	-40 °C to +70 °C (-40 °F to +158 °F)
Relative humidity	<95%

Ordering Information

LC2-PC30G6-4 Premium-sound Ceiling Loudspeaker 30W **LC2-PC30G6-4**
 30 W, 4-inch two-way loudspeaker (packing include 2 pieces)

Americas:
Bosch Communications Systems
12000 Portland Avenue South
Burnsville, Minnesota 55337, USA
Phone: +1-800-392-3497
Fax: +1-800-955-6831
audiosupport@us.bosch.com
www.boschsecurity.com

Europe, Middle East, Africa:
Bosch Security Systems B.V.
P.O. Box 80002
5600 JB Eindhoven, The Netherlands
Phone: + 31 40 2577 284
Fax: +31 40 2577 330
emea.securitysystems@bosch.com
www.boschsecurity.com

Asia-Pacific:
Robert Bosch (SEA) Pte Ltd
11 Bishan Street 21
Singapore 573943
Phone: +65 6571 2600
Fax: +65 6571 2698
apr.securitysystems@bosch.com
www.boschsecurity.com

Represented by